

CONXTD - Remote Set / Unset

Wire WebWay output to panel to trigger Set / Unset via CONXTD.

Manufacturer	Orisec
Model	CP-50
Version	Tested with V1.85
Minimum SPT software	V2.00
Misc Profile	Pro / Mini - None Nano - Nano - Remote OP/CL
Panel Wiring	Closed Circuit Loop (CCL)
Technical Notes	Panel must be connected to SPT via SIA or Pins for alarm reporting.

Cable Connection

Pro /Mini WebWay	Panel
3A	Zone
3B	Common

Nano WebWay	Panel
1a	Zone
1b	Common

Panel Programming via Keypad

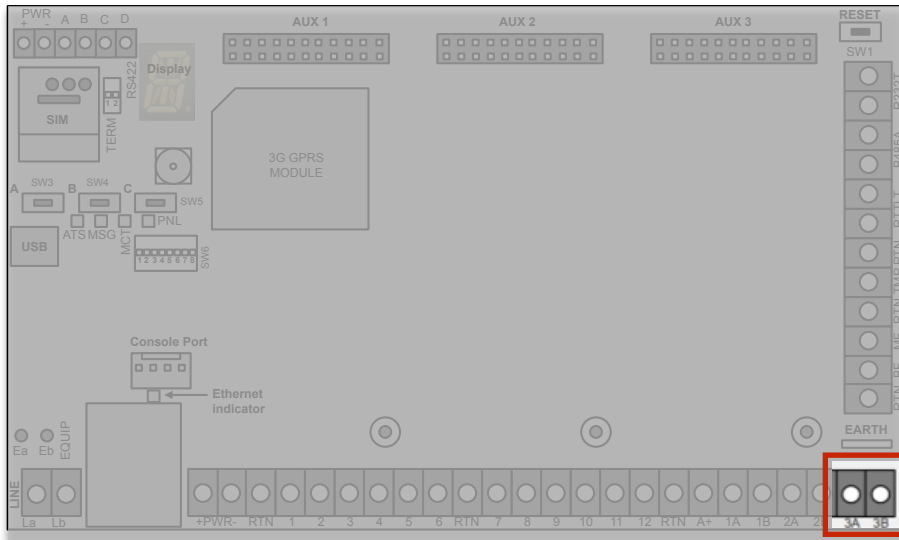
1. Enter engineer mode:
 - a) Engineer code (default 1234)
 - b) Manager code (default 5678)
2. Navigate to **Programming** menu
3. Navigate to **Zone Programming** menu
4. Select required zone
5. Insert or modify:
 - a) Type = **Full Arm Key (18)**
 - b) Wiring = **Normally Open (1)**
6. Exit engineer mode to save

Panel connection

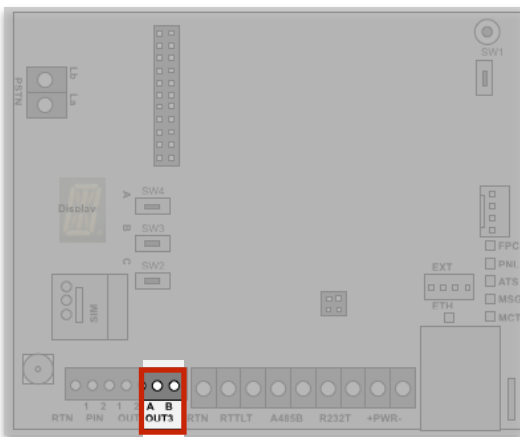


CONXTD - Remote Set / Unset

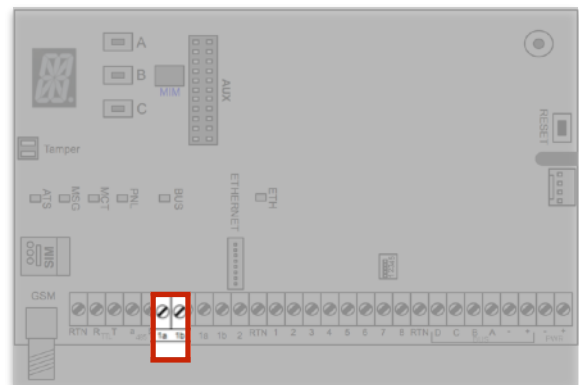
Pro



Mini



Nano



CONXTD

Add to new CONXTD site

Select to enable set / unset feature when registering a site to CONXTD within Connections.

Add to existing CONXTD site

Submit a request using the 'Help' button in CONXTD Manager within Connections.

<http://www.webwayworld.com/conxtd>